



CAMPER SYSTEM

SOLUTIONS FOR CAMPSITES AND MARINAS
CAMPERSYSTEM.PL





ŚWINOUJŚCIE, POLAND IMPLEMENTATION OF THE CAMPER SYSTEM



Service point for motorhomes

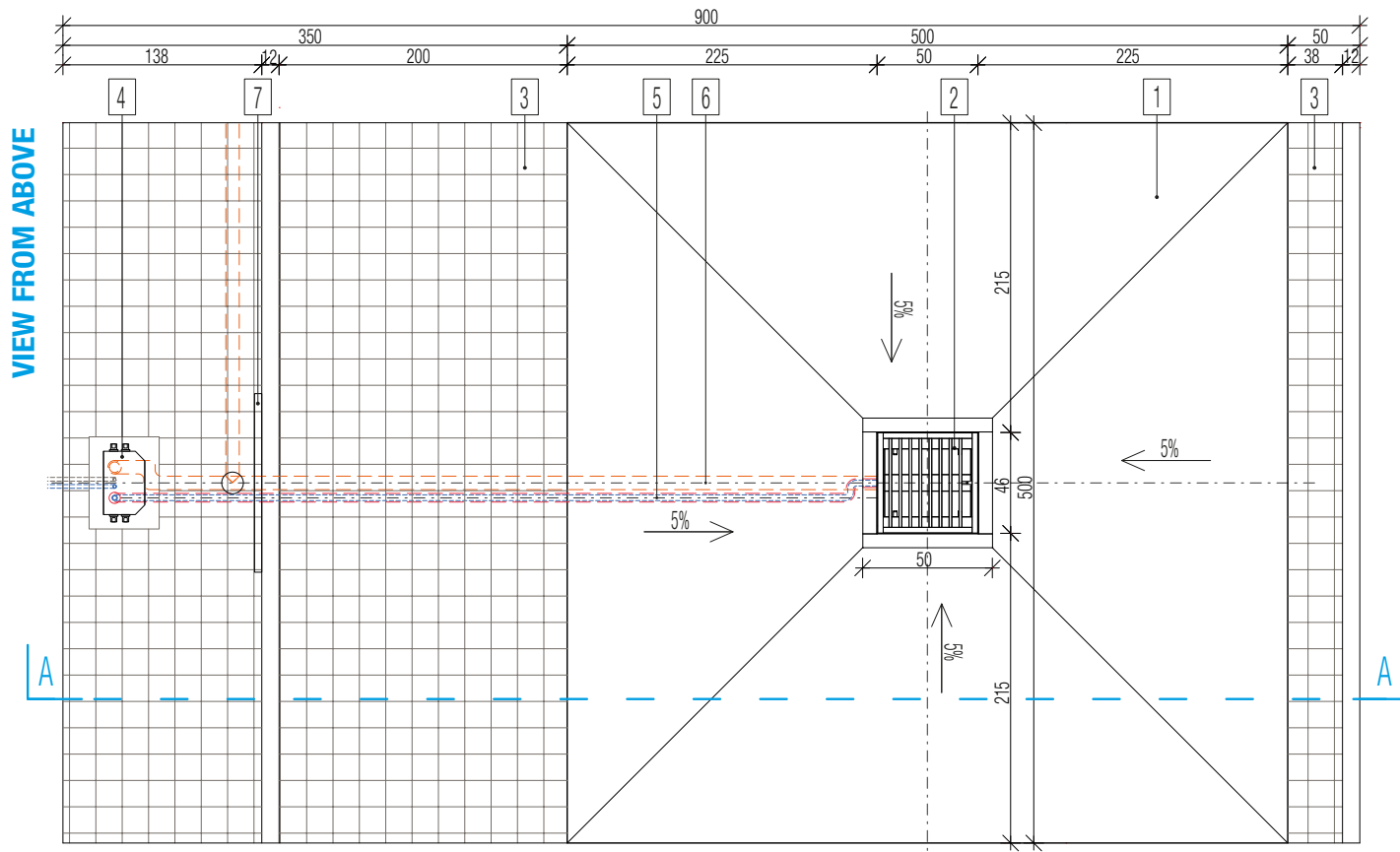
What should a professional service station (drain point) for caravanning look like?

It is an overrun sink plate with a drain grate in the middle, which is used to collect gray water. It happens that the drain grate can also be used to drain black water. This is the case of motorhomes with automatic toilet cassettes emptying. While using a floor drain in this way, it is important that to have a flushing system.

The second and the key element of the installation is the service column. A device that allows you to empty the toilet cassette from a motorhome or caravan and refuel with clean water. It is important to keep a water intake tap away from the cassette emptying section. Additionally, a separate tap for the cassette rinsing should be available to avoid contamination. All this in order not to contaminate the tap for clean water intake with faeces from the toilet cassette.


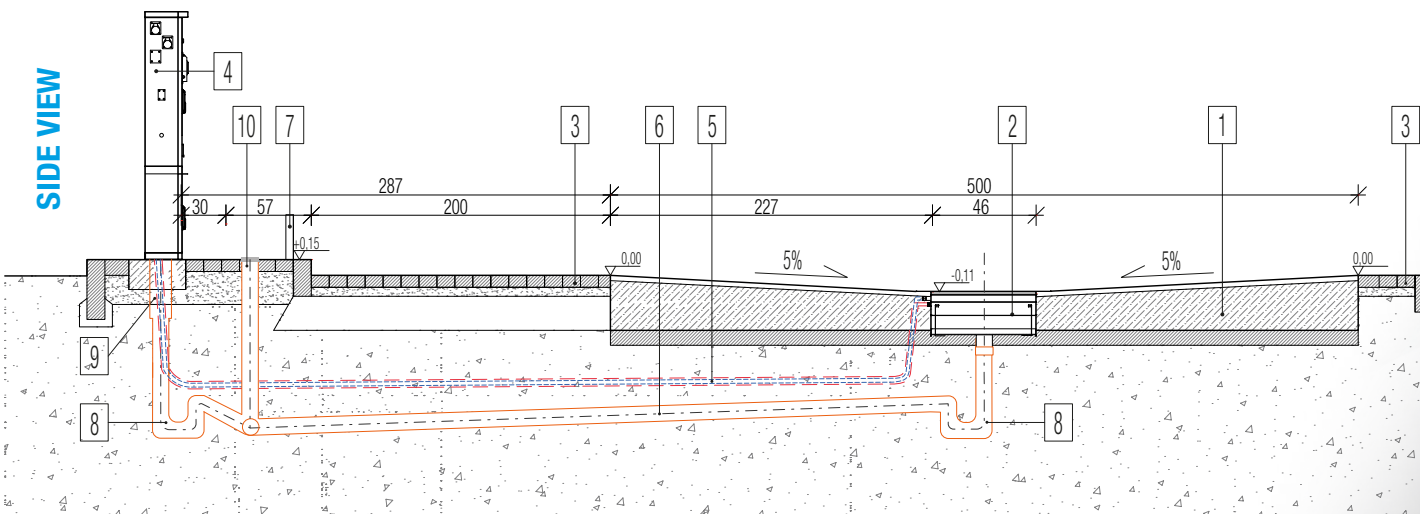


Service point for motorhomes



GRAY / BLACK WATER DISCHARGE AND CLEAN WATER TANKING

- 1 Reinforced concrete sink 20-35 cm
- 2 Floor drain 50x50cm made of stainless steel, with flushing system and heating cable
- 3 Concrete pavement
- 4 Service column for the discharge of toilet cassettes, tanking fresh water and plugging to electricity (optional). Possibility of collecting fees for water and electricity.
- 5 16mm water hose for the flushing system secured with a heating cable
- 6 Sewer pipe 110mm
- 7 Protective fender beam. Height min. 50cm
- 8 Siphon
- 9 The last 40 cm of the sewer pipe 160 mm
- 10 Inspection pit





Economical service station

CAMPER DROP ZERO



FOUNDATION ANCHOR
MADE OF STAINLESS STEEL



TAP FOR WATER INTAKE
WITH PROTECTION AGAINST
CONTAMINATION FROM WC TANK

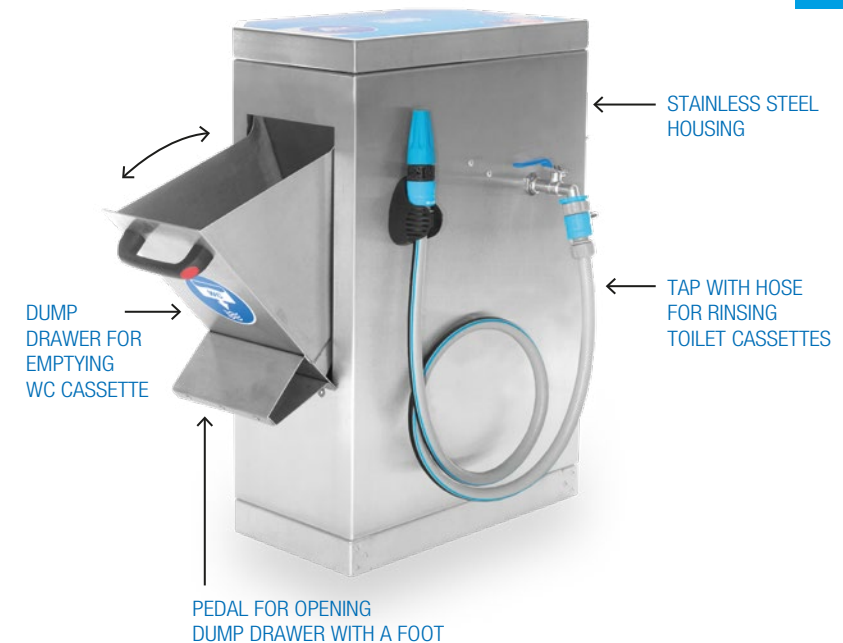
REVISION
DOOR

Camper Drop Zero is an economical version of a sink station for tourist vehicles, made of stainless steel. The Zero model enables the emptying of toilet cassettes through a dump drawer that can be opened hands-free. Additionally, the column is equipped with two taps, one for flushing the catchment area and WC cassettes during their emptying, and the other for taking clean water. The tap for fresh water intake is protected against the possibility of contamination with faeces from the toilet cassette.

The hydraulic system in the Camper Drop Zero service column can be secured with heating cables, which makes it possible to use it also in winter conditions (min. -5°C).

PRODUCT FEATURES

- Dimensions: 66 (H) x 44 (W) x 25 (D) cm
- Water intake ball taps
- Separate ball taps for rinsing toilet cassettes
- Place of emptying the toilet cassettes - a drop drawer
- Housing made of stainless steel
- Prefabricated stainless steel foundation
- 25mm PE water connection
- Sewer connection to the WC cassette 160mm
- Possibility of protecting the water installation against freezing



STAINLESS STEEL
HOUSING

DUMP
DRAWER FOR
EMPTYING
WC CASSETTE

TAP WITH HOSE
FOR RINSING
TOILET CASSETTES

PEDAL FOR OPENING
DUMP DRAWER WITH A FOOT



Professional service station

CAMPER DROP PRO



CAMPER DROP PRO is a universal solution that allows you to adjust the configuration of the service station to the investor's needs. The consumption of water or electricity can be for free or activated by a payment via a coin validator or a payment card reader. Liquid waste is emptied from the toilet cassette through an openable drop drawer equipped with a flushing system.

The station cooperates with a drain grate used to collect gray water from campers or coaches. The card has a **flushing system**, activated from the Camper Drop Pro column, which makes it easier to keep clean at the service point.

All elements are made of stainless steel. In addition, the entire water installation is secured with heating cables and **can function without failure in winter conditions** (min. -15°C).

PRODUCT FEATURES

- Dimensions: 166 (H) x 44 (W) x 25 (D) cm
- Taps for water intake and cassette rinsing, equipped with a solenoid valve
- Tap for water intake with protection against contamination from WC tank
- Dedicated taps for rinsing toilet cassettes
- A free of charge sink drawer for emptying the toilet cassettes
- A sink drawer (black water) and drain grate (grey water) flushing system
- Up to four CEE or PIN electrical sockets (6A/10A/16A)
- Housing made of stainless steel
- Prefabricated stainless steel foundation
- 25mm PE water connection
- Sewer connection to the WC cassette chute 160mm
- Power connection 3x2.5mm² - 5x4mm² (depending on configuration)
- Protection of the water installation against negative temperatures effects as standard
- The column can be configured with or without a toll
- Possibility of paid activation of the tap and electrical sockets
- Available payment methods: coin acceptor, payment card reader




The Camper Drop Pro column allows you to activate additional electric sockets and taps located on the peripheral Camper Electro electric column (Slave model).



Electricity and water connections

CAMPER ELECTRO



Camper Electro columns are the solution dedicated to installation at parking stands at a campsite or yacht wharf. It provides access to electricity, water and gray water drainage through a drain grate with a hinged inspection cover.

All electrical sockets have a built-in residual-overcurrent (RCBO) protection and an optional power consumption meter.

FREE OR PAID ACCESS TO ELECTRICITY AND WATER

Camper Electro columns in the **SOLO** version are open to the public as electricity and water distribution points.

The Electro **SLAVE** column is a version with paid access to electricity and water. Electric sockets and taps are activated from the Camper Drop Pro column or from a separate toll collection desk.

PRODUCT FEATURES

- Column dimensions: 104 (H) x 34 (W) x 13 (D) cm
- Drain grate dimensions: 17 (H) x 75 (W) x 20 (D) cm
- Housing made of stainless steel
- Prefabricated stainless steel foundation
- Up to six CEE or PIN electrical sockets each equipped with RCBO protection (6A/10A/16A)
- Up to two ball taps
- LED lighting
- Floor drain under each tap
- Protection of the water system against negative temperatures (min. -5°C)
- The possibility of a paid activation of the tap and electrical sockets from the Camper Drop Pro column
- 16-25mm PE water connection
- Power connection 3x4mm² - 5x6mm² (depending on configuration)
- 70mm sewage connection



CAMPER DROP ZERO

(H) 660 mm / (W) 440 mm / (D) 250 mm




CAMPER DROP PRO

(H) 1660 mm / (W) 440 mm / (D) 250 mm



| | ZERO | AQUA | AQUA ELECTRO | AQUA CASH | AQUA ELECTRO CASH | AQUA CREDIT | AQUA ELECTRO CREDIT | AQUA CASH&CREDIT | AQUA ELECTRO CASH&CREDIT |
|--|--|----------------------------|----------------------------|-----------------------|-----------------------|-----------------------|-----------------------|-----------------------|--------------------------|
| WINTER VERSION PROTECTION AGAINST FREEZING GUARANTEED PROTECTION UP TO -15°C | SECURITY TO TEMPERATURE -5°C | X | X | X | X | X | X | X | X |
| LED LIGHTING CONTROLLED BY AN ASTRONOMICAL CLOCK | | X | X | X | X | X | X | X | X |
| EMPTYING TOILET CASSETTES ALONG WITH A TAP FOR RINSING THE TOILET CASSETTE AND A FLUSHING SYSTEM | X ONLY MANUAL FLUSHING | X | X | X | X | X | X | X | X |
| TAP FOR WATER INTAKE ELECTROVALVE | X FREE OF CHARGE ACCESS BALL VALVE | X FREE OF CHARGE ACCESS | X FREE OF CHARGE ACCESS | X BILLED IN LITERS | X BILLED IN LITERS | X BILLED IN LITERS | X BILLED IN LITERS | X BILLED IN LITERS | X BILLED IN LITERS |
| ELECTRIC SOCKETS CEE 230V/16A | | | X FREE OF CHARGE ACCESS | | X BILLED ON TIME | | X BILLED ON TIME | | X BILLED ON TIME |
| COIN ACCEPTOR | | | | X | X | | | X | X |
| PAYMENT CARD READER | | | | | | X | X | X | X |
| ACTIVATING SOCKETS OR TAPS ON THE CAMPER ELECTRO | | | | X | X | X | X | X | X |



SEWER GRATE 50x50

MADE OF STAINLESS STEEL, WITH FLUSHING SYSTEM
CONTROLLED FROM DROP PRO CAMPER COLUMN



CONNECTION SET

WATER PIPE SUPPLYING THE FLUSHING SYSTEM TOGETHER
WITH A HEATING CABLE AND PVC PROTECTION PIPE



FOUNDATION ANCHOR



MADE OF STAINLESS STEEL

ELEMENTS FOR GROUNDWORKS

CAMPER ELECTRO

(H) 1040 mm / (W) 340 mm / (D) 150 mm

| | ELECTRO 4 SOLO | ELECTRO 5 SOLO | ELECTRO 6 SOLO | ELECTRO SLAVE 2 | ELECTRO SLAVE 4 | ELECTRO SLAVE 6 |
|---|--|----------------|--------------------------------------|--|-----------------|-----------------|
| | FREE OF CHARGE ACCESS | | | PAID ACCESS / ACTIVATED AT CAMPER DROP PRO | | |
| ELECTRIC SOCKETS CEE 230V/10A | 4x | 5x | 6x | 2x | 4x | 6x |
| | ELECTRICITY ACCESS BILLED ON TIME | | | | | |
| | ACTIVATION OF SOCKETS AND TAPS TAKES PLACE VIA THE CAMPER DROP PRO SERVICE COLUMN WITH IMPLEMENTED PAYMENT SYSTEM (COINS OR CREDIT CARD) | | | | | |
| | ADDITIONAL OPTIONS | | | | | |
| TAP FOR WATER INTAKE BALL VALVE | LED LIGHTING | | DRAIN GRATE UNDER EACH TAP | | | |



A DRAIN PIPE CAN BE CONNECTED TO EMPTY THE GRAY WATER TANK







CAMPER SYSTEM

SOLUTIONS FOR CAMPSITES AND MARINAS

info@[CAMPERSYSTEM.PL](mailto:info@CAMPERSYSTEM.PL)
+48 501 869 202

